


Hanging Dial Scales

Aluminum Dial Scale

Ruggedly built, general utility scale for multipurpose, bulk weighings. Will weigh large or small quantities with speed and accuracy. Extra large, clear aluminum dial. Durable heavy cast iron protective housing to enclose precision parts from dust and weather elements.

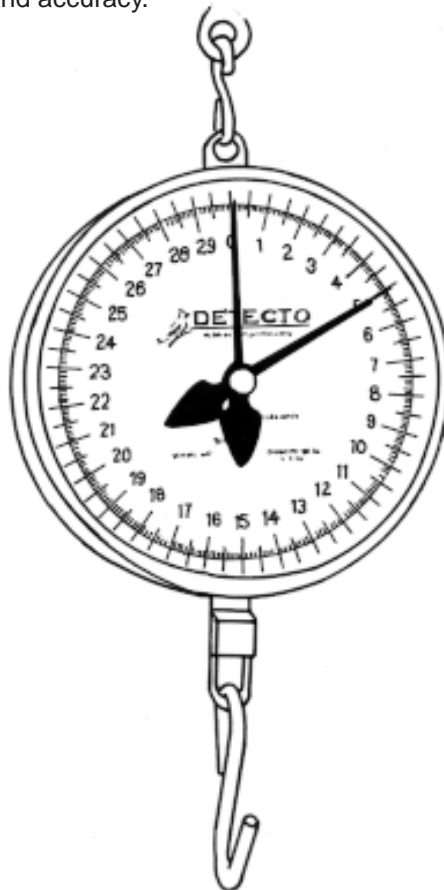


Model: 11S200H
Capacity: 200 lb x 1/2 lb
Dial Size: 7"

Model: 11S400H
Capacity: 400 lb x 1 lb
Dial Size: 7"

Utility Scale

This rugged hanging scale was designed for heavy-duty use and is an ideal scale for a variety of uses. The 8" dial is easy-to-read and incorporates an adjustable pointer which may be set anywhere on the dial in order to offset additional weight. Both net and gross weights are indicated fast and accurately with knife-blade pointers. The dial mechanism is protected by a lens while the plastic housing eliminates dents and scratches thereby enhancing long-term use and accuracy.



Model: MCS-60M
Capacity: 60 lb at 2 revolutions

Graduations: 1/10 lb
Chart: 30 lb x .1 lb
Dial Size: 8"



With 4" "S" hook and adjustable tare pointer

Cardinal Scale reserves the right to improve, enhance and modify features and specifications without prior notice.

MCS CALIBRATION SPECIFICATIONS

No. 0031-A169-PS

Rev. C

Date 9/27/05

App By: Gary Garvey

Page 1

MCS CALIBRATION SPECIFICATIONS

All MCS scales must meet the specified tolerance before they can be shipped to a customer.

Please note, not all MCS scales will have the same number of graduations at full capacity, however all MCS scales will have a minimum of 160 graduations. The tolerance for the first 500 graduations will be + or – 1 graduation.

For the 20 lb. capacity scales, 320 grads = 20 lb. 0 oz.

For the 40 lb. capacity scales, 320 grads = 40 lb. 0 oz

For the 10 kg. capacity scales, 400 grads = 10 kg.

The scales will be checked at each quarter revolution, both ascending and descending.

For the 20 lb. capacity scales, the weights checked (in pounds) will be 0, 2 $\frac{1}{2}$, 5, 7 $\frac{1}{2}$, 10, 12 $\frac{1}{2}$, 15, 17 $\frac{1}{2}$, and 20.

For the 40 lb. capacity scales, the weights checked (in pounds) will be 0, 5, 10, 15, 20, 25, 30, 35, and 40.

For the 10 kg. capacity scales, the weight checked (in kilograms) will be 1.250, 2.500, 3.750, 5.000, 6.250, 7.500, 8.750, 10.000.

NOTE: The distance between the lower edge of the index of the pointer and the dial chart face must not be greater than 0.060" at any point in the rotation of the pointer. The index of the pointer is the section of the pointer directly over the graduations on the dial chart.

REVISION HISTORY

ECO NO.	DATE	DESCRIPTION	REV	APPROVED BY
ECR2546	8/15/01	RELEASED FOR PRODUCTION	A	G. GARVEY
22401	8/29/03	320 WAS 500 GRAD, 400 WAS 500 GRAD, 160 WAS 500 GRAD	B	G. GARVEY
- - -	9/27/05	UPDATED TO CURRENT FORM	C	G. GARVEY

STATEMENT OF LIMITED WARRANTY

Detecto Scale warrants its equipment to be free from defects in material and workmanship as follows: Detecto warrants to the original purchaser only that it will repair or replace any part of equipment which is defective in material or workmanship for a period of one **(1) year** from date of shipment. Detecto shall be the sole judge of what constitutes a defect.

During the **first ninety (90) days** Detecto may choose to supply all necessary replacement parts and service during normal week-day working hours at no charge to the buyer.

After the first ninety (90) days Detecto will supply parts and service at the job site provided the owner agrees to pay the Dealer for all travel time, including mileage and test equipment, as well as any expenses incurred over the direct labor of the technician at the job site. This limited warranty honors only labor performed by Detecto authorized dealers.

This warranty does not apply to peripheral equipment not manufactured by Detecto; this equipment will be covered by certain manufacturer's warranty only.

This warranty does not include replacement of expendable or consumable parts. This does not apply to any item which has deteriorated or damaged due to wear, accident, misuse, abuse, improper line voltage, overloading, theft, lightning, fire, water or acts of God, or due to extended storage or exposure while in purchaser's possession. This warranty does not apply to maintenance service. Purchased parts will have a ninety (90) day repair or replacement warranty only.

Detecto may require components be returned to the factory; they must be properly packed and shipping charges prepaid. A return authorization number must be obtained for all returns and marked on the outside of all returned packages. Detecto accepts no responsibility for loss or damage in transit.

Conditions Which Void Limited Warranty

This warranty shall not apply to equipment which:

- A.) Has been tampered with, defaced, mishandled or have had repairs and modifications not authorized by Detecto.
- B.) Has had serial number altered, defaced, or removed.
- C.) Has not been grounded according to Detecto's recommended procedure.

Freight Carrier Damage

Claims for equipment damaged in transit must be referred to the freight carrier in accordance with freight carrier regulations.

This warranty sets forth the extent of our liability for breach of any warranty or deficiency in connection with the sale or use of the product. Detecto will not be liable for consequential damages of any nature, including but not limited to, loss of profit, delays or expenses, whether based on tort or contract. Detecto reserves the right to incorporate improvements in material and design without notice and is not obligated to incorporate improvements in equipment previously manufactured.

The foregoing is in lieu of all other warranties, express or implied including any warranty that extends beyond the description of the product including any warranty of merchantability or fitness for a particular purpose. This warranty covers only those Detecto products installed in the forty-eight (48) contiguous continental United States.



Ph. (800) 641-2008
E-mail: detecto@cardet.com
203 E. Daugherty
Webb City, MO 64870

02/06
Printed in USA
D268-WARRANTY-DET



Parts List Series MCS Scales



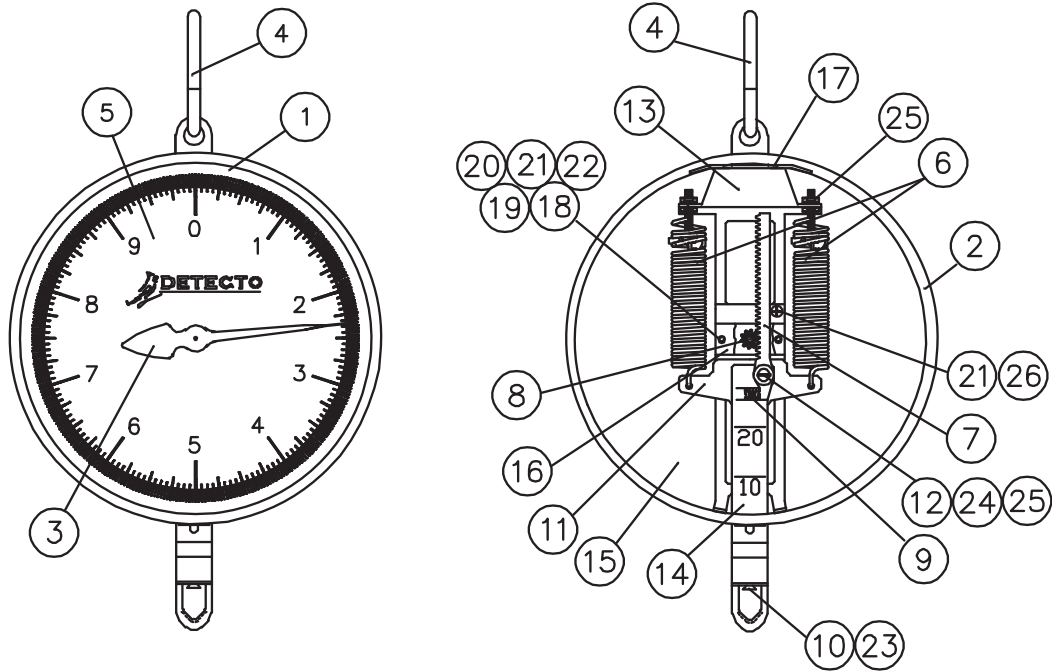
0031-M139-O1 Rev A
08/10

CARDINAL SCALE MFG. CO.
PO Box 151 • Webb City, MO 64870
Ph: 417-673-4631 • Fax: 417-673-5001
www.detectoscale.com

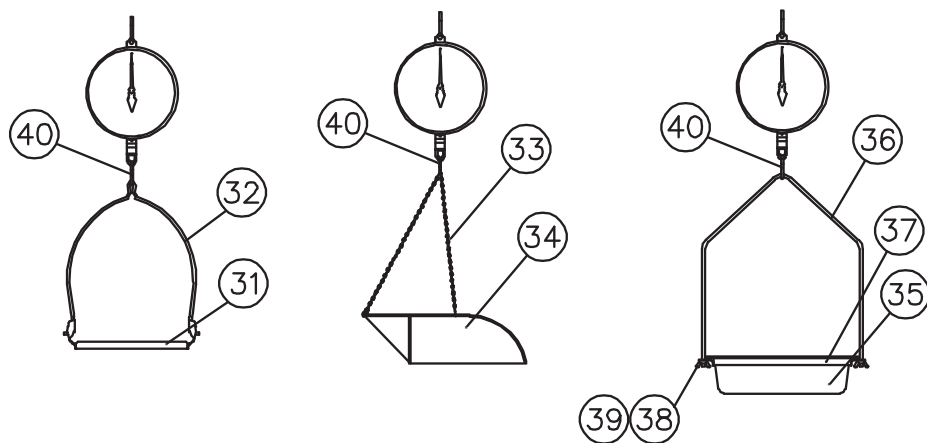
Printed in USA

Parts Department: 1-800-641-2045 • parts@cardet.com

PARTS LIST FOR SERIES MCS
HANGING SCALES



PARTS FOR COMMODITY ATTACHMENTS



PARTS LIST FOR 20 lb HANGING SCALES

ITEM	PART NUMBER	DESCRIPTION	MCS-20X	MCS-200X	MCS-20XT	MCS-200XT
1	0044-C125-08	Lens	1	2	1	2
2	0044-D129-08	Sash Ring Half "Symmetrical"	2	2	2	2
3	31S12X	Pointer Assembly	1	2	1	2
4	1S34	"S" Hook 3/16" Dia.	1	1	1	1
5		Dial Charts				
	0031-C017-08	10 lb Per Rev R.H.	1	1	1	1
	0031-C018-08	10 lb Per Rev L.H.	-	1	-	1
6		Spring Assemblies				
	26S132X	20 lb Springs	2	2	-	-
	0031-B022-0A	20 lb Springs (Temp Comp)	-	-	2	2
7	0031-B006-08	Rack	1	1	1	1
8	0031-B003-08	Pinion	1	1	1	1
9	6022-0015	Rack Tension Spring	1	1	1	1
10	6022-0014	Zero Adjust Spring	1	1	1	1
11		Runner				
	0031-B004-48	Blank	1	-	1	-
	0031-B004-18	20 lb Capacity	-	1	-	1
12	0031-B007-08	Rack Bushing	1	1	1	1
13	0031-C001-08	Base Plate	1	1	1	1
14	0031-B005-18	Slide 20 lb/kg	1	1	1	1
15	0031-C015-08	Back Cover (Single Dial Scales)	1	-	1	-
16	0031-C002-08	Pinion Bracket	1	1	1	1
17	0031-B008-08	Sash Bracket	1	1	1	1
18	0031-B014-08	Spacer	2	-	2	-
19	6021-0838	Truss Head Scw #8-32 x 1/2"	2	-	2	-
20	6021-0845	Truss Head Scw #8-32 x 1/4"	2	4	2	4
21	6024-0032	Lock Washer #8	4	2	4	2
22	6024-1000	Internal Tooth Washer #8	4	6	2	4
23	6021-0792	Flat Head Scw #8-32 x 3/4"	1	1	1	1
24	6021-0831	Truss Head Scw #8-32 x 3/8"	1	1	1	1
25	6013-0255	Hex Nut #8-32	3	3	3	3
26	6021-1843	Pan Head Scw #8-32 x 3/16"	2	2	2	2
27*	6021-0868	Flat Head Scw #8-32 x 1/2"	6	6	6	6

* Not shown

PARTS LIST FOR COMMODITY ATTACHMENTS

	ITEM	PART NUMBER	DESCRIPTION	X=B	X=F	X=H	X=P
BUTCHER PAN COMMODITY.....	31	26S35X	Butcher Pan	1	-	-	-
	32	26S37X	Bow Assembly	1	-	-	-
VEGETABLE SCOOP COMODITY.....	33	6S48	Vegetable Scoop	-	-	-	1
	34	6S148X	Chain Assembly	-	-	-	1
FISH PAN COMMODITY.....	35	0031-C163-08	Fish Pan	-	1	-	-
	36	0031-C167-08	Bar Support	-	1	-	-
	37	0031-B166-0A	Ring Assembly	-	1	-	-
	38	40S51	Pan Bow Nuts	-	2	-	-
	39	6013-0378	Wing Nut 5/16-18	-	2	-	-
	40	0031-B041-08	"S" Hook 1/4" Dia.	1	1	1	1
MEAT HOOK COMMODITY.....	41*	11S1034	Meat Hook	-	-	1	-

* Not shown

PARTS LIST FOR 40 lb HANGING SCALES

ITEM	PART NUMBER	DESCRIPTION	MCS-40X	MCS-40DX	MCS-40XT	MCS-40DXT
1	0044-C125-08	Lens	1	2	1	2
2	0044-D129-08	Sash Ring Half "Symmetrical"	2	2	2	2
3	31S12X	Pointer Assembly	1	2	1	2
4	0031-B041-08	"S" Hook 1/4" Dia.	1	1	1	1
5		Dial Charts				
	0031-C019-08	20 lb Per Rev R.H.	1	1	1	1
	0031-C020-08	20 lb Per Rev L.H.	-	1	-	1
6		Spring Assemblies				
	26S131X	40 lb Springs	2	2	-	-
	0031-B023-0A	40 lb Springs (Temp Comp)	-	-	2	2
7	0031-B006-08	Rack	1	1	1	1
8	0031-B003-08	Pinion	1	1	1	1
9	6022-0015	Rack Tension Spring	1	1	1	1
10	6022-0014	Zero Adjust Spring	1	1	1	1
11		Runner				
	0031-B004-48	Blank	1	-	1	-
	0031-B004-28	40 lb Capacity	-	1	-	1
12	0031-B007-08	Rack Bushing	1	1	1	1
13	0031-C001-08	Base Plate	1	1	1	1
14	0031-B005-28	Slide 40 lb/kg	1	1	1	1
15	0031-C015-08	Back Cover (Single Dial Scales)	1	-	1	-
16	0031-C002-08	Pinion Bracket	1	1	1	1
17	0031-B008-08	Sash Bracket	1	1	1	1
18	0031-B014-08	Spacer	2	-	2	-
19	6021-0838	Truss Head Scw #8-32 x 1/2"	2	-	2	-
20	6021-0845	Truss Head Scw #8-32 x 1/4"	2	4	2	4
21	6024-0032	Lock Washer #8	4	2	4	2
22	6024-1000	Internal Tooth Washer #8	4	6	2	6
23	6021-0792	Flat Head Scw #8-32 x 3/4"	1	1	1	1
24	6021-0831	Truss Head Scw #8-32 x 3/8"	1	1	1	1
25	6013-0255	Hex Nut #8-32	3	3	3	3
26	6021-1843	Pan Head Scw #8-32 x 3/16"	2	2	2	2
27*	6021-0868	Flat Head Scw #8-32 x 1/2"	6	6	6	6

* Not shown

PARTS LIST FOR COMMODITY ATTACHMENTS

	ITEM	PART NUMBER	DESCRIPTION	X=B	X=F	X=H	X=M	X=P
BUTCHER PAN COMMODITY.....	31	26S35X	Butcher Pan	1	-	-	-	-
	32	26S37X	Bow Assembly	1	-	-	-	-
VEGETABLE SCOOP COMODITY.....	33	6S48	Vegetable Scoop	-	-	-	-	1
	34	6S148X	Chain Assembly	-	-	-	-	1
FISH PAN COMMODITY.....	35	0031-C163-08	Fish Pan	-	1	-	-	-
	36	0031-C167-08	Bar Support	-	1	-	-	-
	37	0031-B166-0A	Ring Assembly	-	1	-	-	-
	38	40S51	Pan Bow Nuts	-	2	-	-	-
	39	6013-0378	Wing Nut 5/16-18	-	2	-	-	-
	40	0031-B041-08	"S" Hook 1/4" Dia.	1	1	1	1	1
MEAT HOOK COMMODITY.....	41*	11S1034	Meat Hook	-	-	1	1	-

* Not shown

PARTS LIST FOR 10 kg HANGING SCALES

ITEM	PART NUMBER	DESCRIPTION	MCS-10KGX		MCS-10KGDX	
1	0044-C125-08	Lens	1	2		
2	0044-D129-08	Sash Ring Half "Symmetrical"	2	2		
3	31S12X	Pointer Assembly	1	2		
4	1S34	"S" Hook 3/16" Dia.	1	1		
5		Dial Charts				
	0031-C043-08	5 kg Per Rev R.H.	1	1		
	0031-C044-08	5 kg Per Rev L.H.	-	1		
6	26S132X	20 lb Springs	2	2		
7	0031-B006-08	Rack	1	1		
8	0031-B003-08	Pinion	1	1		
9	6022-0015	Rack Tension Spring	1	1		
10	6022-0014	Zero Adjust Spring	1	1		
11		Runner				
	0031-B004-48	Blank	1	-		
	0031-B004-38	10 kg Capacity	-	1		
12	0031-B007-08	Rack Bushing	1	1		
13	0031-C001-08	Base Plate	1	1		
14	0031-B005-38	Slide 10 lb/kg	1	1		
15	0031-C015-08	Back Cover (Single Dial Scales)	1	-		
16	0031-C002-08	Pinion Bracket	1	1		
17	0031-B008-08	Sash Bracket	1	1		
18	0031-B014-08	Spacer	2	-		
19	6021-0838	Truss Head Scw #8-32 x 1/2"	2	-		
20	6021-0845	Truss Head Scw #8-32 x 1/4"	2	4		
21	6024-0032	Lock Washer #8	4	2		
22	6024-1000	Internal Tooth Washer #8	4	6		
23	6021-0792	Flat Head Scw #8-32 x 3/4"	1	1		
24	6021-0831	Truss Head Scw #8-32 x 3/8"	1	1		
25	6013-0255	Hex Nut #8-32	3	3		
26	6021-1843	Pan Head Scw #8-32 x 3/16"	2	2		
27*	6021-0868	Flat Head Scw #8-32 x 1/2"	6	6		

* Not shown

PARTS LIST FOR COMMODITY ATTACHMENTS

	ITEM	PART NUMBER	DESCRIPTION	X = B X = F X = H X = P			
BUTCHER PAN COMMODITY.....	31	26S35X	Butcher Pan	1	-	-	-
	32	26S37X	Bow Assembly	1	-	-	-
VEGETABLE SCOOP COMODITY.....	33	6S48	Vegetable Scoop	-	-	-	1
	34	6S148X	Chain Assembly	-	-	-	1
FISH PAN COMMODITY.....	35	0031-C163-08	Fish Pan	-	1	-	-
	36	0031-C167-08	Bar Support	-	1	-	-
	37	0031-B166-0A	Ring Assembly	-	1	-	-
	38	40S51	Pan Bow Nuts	-	2	-	-
	39	6013-0378	Wing Nut 5/16-18	-	2	-	-
	40	0031-B041-08	"S" Hook 1/4" Dia.	1	1	1	1
MEAT HOOK COMMODITY.....	41*	11S1034	Meat Hook	-	-	1	-

* Not shown

PARTS LIST FOR 20 kg HANGING SCALES

ITEM	PART NUMBER	DESCRIPTION			
			MCS-20KGX	MCS-20KGDX	MCS-20KGXT
1	0044-C125-08	Lens	1	2	1
2	0044-D129-08	Sash Ring Half "Symmetrical"	2	2	2
3	31S12X	Pointer Assembly	1	2	1
4	0031-B041-08	"S" Hook 1/4" Dia.	1	1	1
5		Dial Charts			
	0031-C045-08	10 kg Per Rev R.H.	1	1	1
	0031-C046-08	10 kg Per Rev L.H.	-	1	-
6		Springs			
	26S133X	20 kg	2	2	-
	0031-B023-0A	40 lb/20 kg	-	-	2
7	0031-B006-08	Rack	1	1	1
8	0031-B003-08	Pinion	1	1	1
9	6022-0015	Rack Tension Spring	1	1	1
10	6022-0014	Zero Adjust Spring	1	1	1
11		Runner			
	0031-B004-48	Blank	1	-	1
	0031-B004-18	20 lb Capacity	-	1	-
12	0031-B007-08	Rack Bushing	1	1	1
13	0031-C001-08	Base Plate	1	1	1
14	0031-B005-18	Slide 20 lb/kg	1	1	1
15	0031-C015-08	Back Cover (Single Dial Scales)	1	-	1
16	0031-C002-08	Pinion Bracket	1	1	1
17	0031-B008-08	Sash Bracket	1	1	1
18	0031-B014-08	Spacer	2	-	2
19	6021-0838	Truss Head Scw #8-32 x 1/2"	2	-	2
20	6021-0845	Truss Head Scw #8-32 x 1/4"	2	4	2
21	6024-0032	Lock Washer #8	4	2	4
22	6024-1000	Internal Tooth Washer #8	4	6	4
23	6021-0792	Flat Head Scw #8-32 x 3/4"	1	1	1
24	6021-0831	Truss Head Scw #8-32 x 3/8"	1	1	1
25	6013-0255	Hex Nut #8-32	3	3	3
26	6021-1843	Pan Head Scw #8-32 x 3/16"	2	2	2
27*	6021-0868	Flat Head Scw #8-32 x 1/2"	6	6	6

* Not shown

PARTS LIST FOR COMMODITY ATTACHMENTS

	ITEM	PART NUMBER	DESCRIPTION				
				X=B	X=F	X=H	X=P
BUTCHER PAN COMMODITY.....	31	26S35X	Butcher Pan	1	-	-	-
	32	26S37X	Bow Assembly	1	-	-	-
VEGETABLE SCOOP COMODITY.....	33	6S48	Vegetable Scoop	-	-	-	1
	34	6S148X	Chain Assembly	-	-	-	1
FISH PAN COMMODITY.....	35	0031-C163-08	Fish Pan	-	1	-	-
	36	0031-C167-08	Bar Support	-	1	-	-
	37	0031-B166-0A	Ring Assembly	-	1	-	-
	38	40S51	Pan Bow Nuts	-	2	-	-
	39	6013-0378	Wing Nut 5/16-18	-	2	-	-
	40	0031-B041-08	"S" Hook 1/4" Dia.	1	1	1	1
MEAT HOOK COMMODITY.....	41*	11S1034	Meat Hook	1	1	1	1

* Not shown

PARTS LIST FOR 25 kg HANGING SCALES

ITEM	PART NUMBER	DESCRIPTION	MCS-25KGY		MCS-25KGDY	
			1	2	1	2
1	0044-C125-08	Lens	1	2		
2	0044-D129-08	Sash Ring Half "Symmetrical"	2	2		
3	31S12X	Pointer Assembly	1	2		
4	0031-B041-08	"S" Hook 1/4" Dia.	1	1		
5		Dial Charts				
	0031-C074-08	25 kg Per Rev R.H.	1	1		
	0031-C104-08	25 kg Per Rev L.H.	-	1		
6	26S1427X	25 kg Springs	2	2		
7	0031-B006-08	Rack	1	1		
8	0031-B003-08	Pinion	1	1		
9	6022-0015	Rack Tension Spring	1	1		
10	6022-0014	Zero Adjust Spring	1	1		
11	0031-B004-48	Runner Blank	1	1		
12	0031-B007-08	Rack Bushing	1	1		
13	0031-C001-08	Base Plate	1	1		
14	0031-B005-58	Slide Blank	1	1		
15	0031-C015-08	Back Cover (Single Dial Scales)	1	-		
16	0031-C002-08	Pinion Bracket	1	1		
17	0031-B008-08	Sash Bracket	1	1		
18	0031-B014-08	Spacer	2	-		
19	6021-0838	Truss Head Scw #8-32 x 1/2"	2	-		
20	6021-0845	Truss Head Scw #8-32 x 1/4"	2	4		
21	6024-0032	Lock Washer #8	4	2		
22	6024-1000	Internal Tooth Washer #8	4	6		
23	6021-0792	Flat Head Scw #8-32 x 3/4"	1	1		
24	6021-0831	Truss Head Scw #8-32 x 3/8"	1	1		
25	6013-0255	Hex Nut #8-32	3	3		
26	6021-1843	Pan Head Scw #8-32 x 3/16"	2	2		
27*	6021-0868	Flat Head Scw #8-32 x 1/2"	6	6		
28*	0031-B042-08	Base Plate Brace	1	1		
41*	0031-B079-08	Unload Sticker	1	1		

* Not shown

PARTS LIST FOR COMMODITY ATTACHMENTS

ITEM	PART NUMBER	DESCRIPTION	X = N		X = NT	
			1	1	1	1
MEAT HOOK COMMODITY.....	40	0031-B041-08	"S" Hook 1/4" Dia.	1	1	
	41*	11S1034	Meat Hook	1	1	
	42*	6S50	Pants, Waterproof	-	2	

* Not shown

PARTS LIST FOR lb/kg HANGING SCALES

ITEM	PART NUMBER	DESCRIPTION	MCS-10PKDX
1	0044-C125-08	Lens	2
2	0044-D129-08	Sash Ring Half "Symmetrical"	2
3	31S12X	Pointer Assembly	2
4	1S34	"S" Hook 3/16" Dia.	1
5		Dial Charts	
	0031-C131-08	10 lb, 4.5 kg Per Rev R.H.	1
	0031-C131-18	10 lb, 4.5 kg Per Rev L.H.	1
6	26S132X	20 lb Springs	2
7	0031-B006-08	Rack	1
8	0031-B003-08	Pinion	1
9	6022-0015	Rack Tension Spring	1
10	6022-0014	Zero Adjust Spring	1
11	0031-B004-48	Runner Blank	1
12	0031-B007-08	Rack Bushing	1
13	0031-C001-08	Base Plate	1
14	0031-B005-58	Slide Blank	1
15			
16	0031-C002-08	Pinion Bracket	1
17	0031-B008-08	Sash Bracket	1
18			
19			
20	6021-0845	Truss Head Scw #8-32 x 1/4"	4
21	6024-0032	Lock Washer #8	2
22	6024-1000	Internal Tooth Washer #8	6
23	6021-0792	Flat Head Scw #8-32 x 3/4"	1
24	6021-0831	Truss Head Scw #8-32 x 3/8"	1
25	6013-0255	Hex Nut #8-32	2
26	6021-1843	Pan Head Scw #8-32 x 3/16"	2
27*	6021-0868	Flat Head Scw #8-32 x 1/2"	6

* Not shown

PARTS LIST FOR COMMODITY ATTACHMENTS

	ITEM	PART NUMBER	DESCRIPTION	X=B	X=F	X=H	X=P
BUTCHER PAN COMMODITY.....	31	26S35X	Butcher Pan	1	-	-	-
	32	26S37X	Bow Assembly	1	-	-	-
VEGETABLE SCOOP COMODITY.....	33	6S48	Vegetable Scoop	-	-	-	1
	34	6S148X	Chain Assembly	-	-	-	1
FISH PAN COMMODITY.....	35	0031-C163-08	Fish Pan	-	1	-	-
	36	0031-C167-08	Bar Support	-	1	-	-
	37	0031-B166-0A	Ring Assembly	-	1	-	-
	38	40S51	Pan Bow Nuts	-	2	-	-
	39	6013-0378	Wing Nut 5/16-18	-	2	-	-
	40	0031-B041-08	"S" Hook 1/4" Dia.	1	1	1	1
MEAT HOOK COMMODITY.....	41*	11S1034	Meat Hook	-	-	1	-

* Not shown

PARTS LIST FOR SPECIAL HANGING SCALES

ITEM	PART NUMBER	DESCRIPTION	MCS-45-OSI	MCS-60H	MCS-60M	MCS-25KGM	MCS-40M
1		Lens					
	0044-C125-08	Lens	1	1	-	-	-
	0031-C125-18	Utility Scale Lens	-	-	1	1	1
2	0044-D129-08	Sash Ring Half "Symmetrical"	2	2	2	2	2
3		Pointer Assembly					
	31S12X	Pointer Assembly	1	1	1	1	1
	0031-B073-0A	Adjustable Pointer Assembly	-	-	1	1	1
	2M106X	Pointer Assembly	-	-	-	-	-
4		"S" Hook					
	1S34	3/16" Dia.	-	-	-	-	-
	0031-B041-08	1/4" Dia.	1	1	1	1	1
5		Dial Charts					
	0031-C091-08	55 lb Per Rev R.H.	-	-	-	-	-
	0031-C066-08	60 lb Per Rev. R.H.	-	1	1	-	-
	0031-C074-08	25 kg Per Rev R.H.	-	-	-	1	-
	431S26	Customer Supplied Dial Chart	-	-	-	-	-
	0031-B109-08	MCS-4RWE Dial Chart	-	-	-	-	-
	0031-B102-08	Customer Supplied Dial Chart	-	-	-	-	-
	0031-C140-08	Osborne	1	-	-	-	-
	0031-C016-08	Dial Blank	-	-	-	-	1
6		Spring Assemblies					
	26S1427X	55 lb Springs	-	-	-	2	-
	26S59X	60 lb Springs	2	2	2	-	-
	431S41X	Spring Assembly	-	-	-	-	-
	26S131X	Spring Assembly	-	-	-	-	2
7	0031-B006-08	Rack	1	1	1	1	-
8		Pinion					
	0031-B003-08	Pinion	1	1	-	-	-
	0031-B071-08	Utility Scale Pinion	-	-	1	1	1
	0031-B099-08	MCS-4KVS Pinion	-	-	-	-	-
9	6022-0015	Rack Tension Spring	1	1	1	1	-
10	6022-0014	Zero Adjust Spring	1	1	1	1	-
11	0031-B004-48	Runner Blank	1	1	1	1	1
12	0031-B007-08	Rack Bushing	1	1	1	1	-
13	0031-C001-08	Base Plate	1	1	1	1	1
14		Slide					
	0031-B005-58	Slide Blank	-	-	-	1	-
	0031-B005-48	60 lb/kg	1	1	1	-	-
15		Back Cover					
	0031-C015-08	Back Cover (Single Dial Scales)	1	1	1	1	1
	0031-C098-08	KVS Back Cover	-	-	-	-	-
16	0031-C002-08	Pinion Bracket	1	1	1	1	1
17	0031-B008-08	Sash Bracket	1	1	1	1	1
18	0031-B014-08	Spacer	2	2	2	2	2
19	6021-0838	Truss Head Scw #8-32 x 1/2"	2	2	2	2	2
20	6021-0845	Truss Head Scw #8-32 x 1/4"	2	2	2	2	2
21	6024-0032	Lock Washer #8	4	4	4	4	4
22	6024-1000	Internal Tooth Washer #8	4	4	4	4	4
23	6021-0792	Flat Head Scw #8-32 x 3/4"	1	1	1	1	-
24	6021-0831	Truss Head Scw #8-32 x 3/8"	1	1	1	1	-
25	6013-0255	Hex Nut #8-32	3	3	3	3	2
26	6021-1843	Pan Head Scw #8-32 x 3/16"	2	2	2	2	2
27*	6021-0868	Flat Head Scw #8-32 x 1/2"	6	6	6	6	6
28*	0031-B042-08	Base Plate Brace	1	1	1	1	1
29*	11S1034	Meat Hook	-	1	1	1	1
30*	6S50	Pants, Waterproof	-	-	-	-	-
31*	26S57	Knob	-	-	1	1	1
41*	0031-B079-08	Unload Sticker	-	-	-	1	-
42*	0031-B095-08	Bezel Spring Clip	-	-	-	-	-
43*	0031-B096-08	Chart Clip	-	-	-	-	-
44*	0031-C093-0A	Dial Back Assembly	-	-	-	-	-
45*	0044-C204-08	Bezel Ring	-	-	-	-	-
46*	650RC15	Flat Washer	-	-	-	-	-
47*	650RC17	Flat Washer	-	-	-	-	-

PARTS LIST FOR SPECIAL HANGING SCALES

ITEM	PART NUMBER	DESCRIPTION			
			MCS-4KVS	MCS-4RWE	MCS-4SPR
1		Lens			
	0044-C125-08	Lens	1	1	1
	0031-C125-18	Utility Scale Lens	-	-	-
2	0044-D129-08	Sash Ring Half "Symmetrical"	2	2	2
3		Pointer Assembly			
	31S12X	Pointer Assembly	-	-	-
	0031-B073-0A	Adjustable Pointer Assembly	-	-	-
	2M106X	Pointer Assembly	1	1	1
4		"S" Hook			
	1S34	3/16" Dia.	2	2	2
	0031-B041-08	1/4" Dia.	-	-	-
5		Dial Charts			
	0031-C091-08	55 lb Per Rev R.H.	-	-	-
	0031-C066-08	60 lb Per Rev. R.H.	-	-	-
	0031-C074-08	25 kg Per Rev R.H.	-	-	-
	431S26	Customer Supplied Dial Chart	1	-	1
	0031-B109-08	MCS-4RWE Dial Chart	-	1	-
	0031-B102-08	Customer Supplied Dial Chart	-	-	-
	0031-C140-08	Osborne	-	-	-
	0031-C016-08	Dial Blank	-	-	-
6		Spring Assemblies			
	26S1427X	55 lb Springs	-	-	-
	26S59X	60 lb Springs	-	-	-
	431S41X	Spring Assembly	2	2	2
	26S131X	Spring Assembly	-	-	-
7	0031-B006-08	Rack	1	1	1
8		Pinion			
	0031-B003-08	Pinion	-	-	-
	0031-B071-08	Utility Scale Pinion	-	-	-
	0031-B099-08	MCS-4KVS Pinion	1	1	1
9	6022-0015	Rack Tension Spring	1	1	1
10	6022-0014	Zero Adjust Spring	1	1	1
11	0031-B004-48	Runner Blank	1	1	1
12	0031-B007-08	Rack Bushing	1	1	1
13	0031-C001-08	Base Plate	1	1	1
14		Slide			
	0031-B005-58	Slide Blank	1	1	1
	0031-B005-48	60 lb/kg	-	-	-
15		Back Cover			
	0031-C015-08	Back Cover (Single Dial Scales)	-	-	-
	0031-C098-08	KVS Back Cover	1	1	1
16	0031-C002-08	Pinion Bracket	1	1	1
17	0031-B008-08	Sash Bracket	1	1	1
18	0031-B014-08	Spacer	2	2	2
19	6021-0838	Truss Head Scw #8-32 x 1/2"	2	2	2
20	6021-0845	Truss Head Scw #8-32 x 1/4"	2	2	2
21	6024-0032	Lock Washer #8	4	4	4
22	6024-1000	Internal Tooth Washer #8	2	2	2
23	6021-0792	Flat Head Scw #8-32 x 3/4"	1	1	1
24	6021-0831	Truss Head Scw #8-32 x 3/8"	1	1	1
25	6013-0255	Hex Nut #8-32	3	3	3
26	6021-1843	Pan Head Scw #8-32 x 3/16"	2	2	2
27*	6021-0868	Flat Head Scw #8-32 x 1/2"	8	8	8
28*	0031-B042-08	Base Plate Brace	-	-	-
29*	11S1034	Meat Hook	-	-	-
30*	6S50	Pants, Waterproof	-	-	-
31*	26S57	Knob	-	-	-
41*	0031-B079-08	Unload Sticker	-	-	-
42*	0031-B095-08	Bezel Spring Clip	2	2	2
43*	0031-B096-08	Chart Clip	4	4	4
44*	0031-C093-0A	Dial Back Assembly	1	1	1
45*	0044-C204-08	Bezel Ring	1	1	1
46*	650RC15	Flat Washer	2	2	2
47*	650RC17	Flat Washer	2	2	2



Detecto Dial Scale Pointer Zero Adjust



**IF POINTER IS NOT AT ZERO, TURN
THIS SCREW TO LEFT OR RIGHT.**

**SI PUNTERO NO ESTA EN CERO,
GIRE ESTE TORNILLO A LA
IZQUIERDA O DERECHA.**

**SI L'AGUILLE N'INDIQUE PAS
ZÉRO, TOURNER CETTE VIS À
GAUCHE OU À DROITE.**